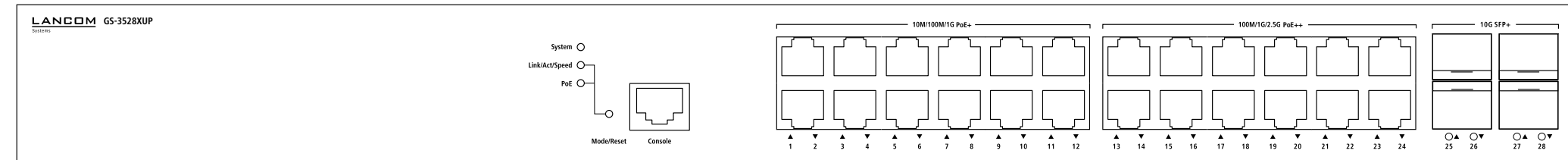
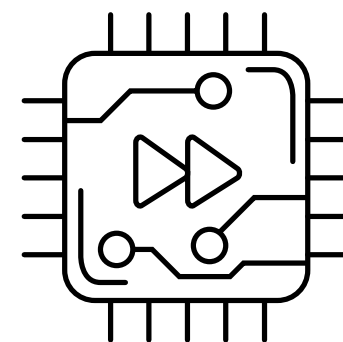
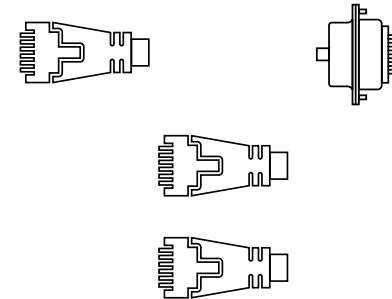


Hardware Quick Reference

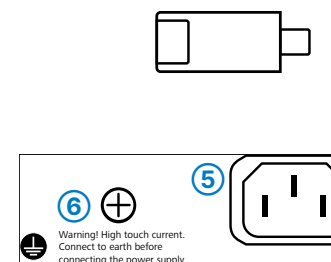
LANCOM GS-3528XUP



- 1 Configuration interface (Console)**
Connect the configuration interface via the included serial configuration cable to the serial interface of the device you want to use for configuring / monitoring the switch.
- 2 TP Ethernet interfaces 10M / 100M / 1G PoE+**
Use Ethernet cables to connect the interfaces 1 to 12 to your PC or a LAN switch.
- 3 TP Ethernet interfaces 100M / 1G / 2.5G PoE++**
Use Ethernet cables to connect the interfaces 13 to 24 to your PC or a LAN switch.



- 4 SFP+ interfaces 1G / 10G**
Insert suitable LANCOM SFP modules into the SFP+ interfaces 25 to 28. Choose cables which are compatible with the SFP modules and connect them as described in the module's documentation.
- 5 Power connector (device back side)**
Supply power to the device via the power connector. Please use the IEC power cable supplied or a country-specific LANCOM Power Cord.
- 6 ATTENTION: High touch current possible! Connect to earth before connecting the power supply.**



Before initial startup, please make sure to take notice of the information regarding the intended use in the enclosed installation guide!

Operate the device only with a professionally installed power supply at a nearby power socket that is freely accessible at all times.

The power plug of the device must be freely accessible.

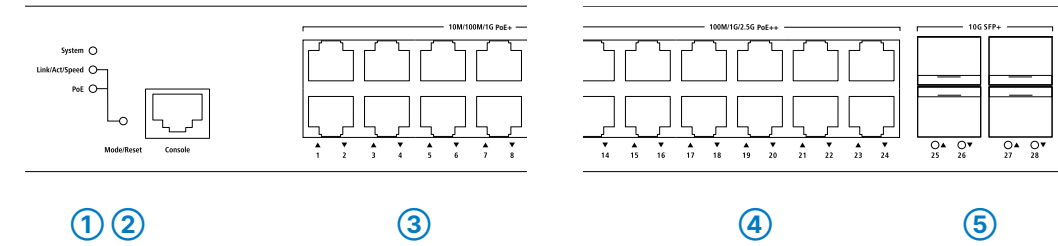
Please note that support for third-party accessories (SFP and DAC) is not provided.



Please observe the following when setting up the device

- The power plug of the device must be freely accessible.
- For devices to be operated on the desktop, please attach the adhesive rubber footpads
- Do not rest any objects on top of the device
- Keep all ventilation slots on the side of the device clear of obstruction
- Mount the device into a 19" unit in a server cabinet using the provided screws and mounting brackets.

Mounting & connecting



1 System / Link/Act/Speed / PoE

System: off	Device switched off
System: green	Device operational
System: red	Hardware error
Link/Act/Speed: green	Port LEDs show link / activity status or port speed
PoE: green	Port LEDs show PoE status

2 Mode- / Reset button

Short press	Port LED mode switch
~5 sec. pressed	Device restart
Pressed until all port LEDs glow	Configuration reset and device restart

3 TP Ethernet ports 10M / 100M / 1G PoE+

LEDs switched to Link/Act/Speed mode

Off	Port inactive or disabled
Green	Link 1000 Mbps
Green, blinking	Data transfer, link 1000 Mbps
Orange	Link < 1000 Mbps
Orange, blinking	Data transfer, link < 1000 Mbps

LEDs switched to PoE mode

Off	Port inactive or disabled
Green	Port enabled, power supply to connected device
Orange	Hardware error

4 TP Ethernet ports 100M / 1G / 2.5G PoE++

LEDs switched to Link/Act/Speed mode

Off	Port inactive or disabled
Green	Link 2500 - 1000 Mbps
Green, blinking	Data transfer, link 2500 - 1000 Mbps
Orange	Link < 1000 Mbps
Orange, blinking	Data transfer, link < 1000 Mbps

LEDs switched to PoE mode

Off	Port inactive or disabled
Green	Port enabled, power supply to connected device
Orange	Hardware error

5 SFP+ ports 1G / 10G

Off	Port inactive
Blue	Link 10 Gbps
Green	Link 1000 Mbps

Hardware

Power supply	Internal power supply unit (110–230 V, 50–60 Hz)
Power consumption	Max. 870 W
Environment	Temperature range 0–40°C; short-term temperature range 0–50°C; humidity 10–90%, non-condensing
Housing	Robust metal housing, 19" 1U (442 x 44 x 375 mm > W x H x D) with removable mounting brackets, network connectors on the front
Number of fans	1

Interfaces

ETH	12 TP Ethernet ports 10 / 100 / 1000 Mbps PoE+
	12 TP Ethernet ports 10 / 100 / 2500 Mbps PoE++
SFP+	4 SFP+ ports 1 / 10 Gbps
	28 concurrent ports in total

Package Content

Mounting brackets	2 19" brackets for rack mounting
Cable	1 IEC power cord, 1 serial configuration cable 1.5 m

Hereby, LANCOM Systems GmbH | Adenauerstrasse 20/B2 | D-52146 Wuerselen, declares that this device is in compliance with Directives 2014/30/EU, 2014/35/EU, 2011/65/EU, and Regulation (EC) No. 1907/2006. The full text of the EU Declaration of Conformity is available at the following Internet address: www.lancom-systems.com/doc